

CARE PROMISE WELFARE SOCIETY (REGD)

APPLICATION FOR FINANCIAL HELP TO CANCER-HEPATITIS PATIENTS

NAME **Vedika Jain**
FATHER'S/HUSBAND NAME **Gaurav Jain**
AGE **7 Years old** SEX **Female**
PRESENT ADDRESS **7/2,Brindaban Pal Lane baghbazar, kollkata-700003**
PARMANENT ADDRESS **7/2,Brindaban Pal Lane baghbazar, kollkata-700003**
FINANCIAL STATUS **poor**
MONTHLY INCOME **No Income**
OCCUPATION **Jobless**
DESCRIPTION OF THE DISEASE **Kiddny disease**
INTRODUCED BY **Abhay Her father friend**

Photo of the patient



It should be verified by any of these persons: a Ghazetted Officer, M.L.A, Municipal Councilor or M.P. In case of student it should be verified by the Principal of the school.

Please enclose the following documents with the application:

1. Two Photos (attested)
2. Proof of Residential address
3. Age proof certificate/ID
4. Photocopies of – medicine Bills, copies of the prescriptions.
5. Approximate expense of the treatment, letter from hospital.
6. Photocopy of first page and last 6 months statement from bank.
7. An application from patient stating the circumstances leading to disease and his/her financial position and the size of the family with proof of income.
8. In case the patient unable to come to collect the help then give the name of the authorized person:

Passed by

Director
Signature & Name

Approved by

Secretary/CPWS

For Care Promise Welfare Society

Secretary



Dr. Uday Sankar Chatterjee
M.S. (Gen) M.Ch. (Paed Surg.) M.Ch. (Urology)

Ref. by: Dr. Lalit K
Ba

PARK CLINIC
4, Gorky Terrace, Kolkata
Tue 11AM
Ph: 645111AM

H. N. POLYCLINIC
Shyambazar
Wed. and Sat. Evn
[Redacted]

Residence:
356/3, Kalindi West
Kolkata - 700 030
☎ 2522 2217
M. [Redacted]

Date: 7/3/22
Name:

Vedika Jain 7yrs ♀

Constipated
USG: - Lt HDN.

of palpable
mass HDN.

- Plan
- o EXO-X Ray 54 (Chamber)
 - o DTPA renal scan & renogram.
 - o Blood Tcd/C/HbS, BT/ET/INR/Creat Urea/Ser /RBS.
 - o Chest X-Ray
 - o Urine R/E 2 cts.
 - o Duphalar 1 Tsf 14 the early morning & to continue!

[Signature]

DEPARTMENT OF X - RAY

Patient Name	: Ms VEDIKA JAIN	Reg No / Visit No	: 01-21-063068/1
Age / Sex	: 7 Yr(s) / Female	Requisition No	: 01-RQ-XR-21-007164
Ref. Doctor	: Dr. UDAY SANKAR CHATTERJEE	Requisition Date	: 14-Mar-2022
Lab No	:	Report Date	: 14-Mar-2022
Plate Despatch	: N/A	Plate Return	: N/A

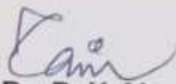
RADIOGRAPH CHEST PA [DIGITAL]

Lungs are clear.

Costophrenic angles are clear. Diaphragm is normal in shape and position.

Cardiac size is normal.

Dr. S K Sharma
MD


Dr. P K Ain
MBBS, DMRD,
DNB

Dr. J Sharma
MBBS, MD

Dr. JYOTI
SUSHMA DADEL
MBBS, MD

Dr. . Kanchanmar
DMRD, DNI

Dr. Uday Saakar Chatterjee
M.S. (Gen) M.Ch. (Paed Surg) M.Ch. (Urology)



Ref. by: Dr. Lalit Baid.

H. N. POLYCLINIC
Shyambazar
Wed. and Sat. 6pm

Residence :
356/3, Kalindi West
Kolkata - 700 030

PARK CLINIC
4 Gorky Terrace, Kol - 700 017
Tues. Sat. 11AM
Ph. [redacted]
Mon/Friday
11AM

Date: 21/3/22.
Name:

Vedika Jain 7yrs ♀

left HDN!
Palpitate. mobile.
DPPA RT (81.00%)
75.2
LT (19.0%)
17.64

AS - NG
RBS = 96
Creat = 0.7
HbS = 7.9
INR = 1.02
CX Rx = down

- Adv.
- o Spm. Cyclophaz
 - o Sps. Tomferon
ITST-ODPC
 - o Blood for Viral
Screen.



NORTH CITY

North City Diagnostic Centre (Pvt.) Ltd.

35A, Canal West Road, Kolkata-700094, Near Green Park Bus Stop

Tel : (033)6606 0888/0890, 2554 6221/6225 Fax : (033)6606 0802 E-mail : ncd@northcitydiagnostic.com

From 7.00 a.m. To 7.00 p.m. (Mon - Sat) From 7.00 a.m. To 2.00 p.m. (Sunday)

DEPARTMENT OF LABORATORY MEDICINE

Page 1 of 1



Patient Name : Vedika Jain
Age : 7years, Sex : Female
Address : Kolkata
Referred by : Dr. Uday Sankar Chatterjee

V. Id. No. : 01/22C29/279
Collection Date, Time : 29/03/22, 13:48
Receiving Date, Time : 29/03/22, 15:16
Report Date, Time : 29/03/22, 16:01

SEROLOGY

Test-Parameter

Result

HBsAntigen

NON-REACTIVE

PRIMARY SAMPLE : Serum

METHOD : IMMUNOCROMOTOGRAPHY

N.B. : (1) The Results relate only to the items tested.

(2) The test report shall not be reproduced except in full, without written approval of the authority

--- End of Report ---

DR. PROF. K. GOSWAMI
Ph.D. D.Sc. (MED BIO), FIC,
FICCE, C.CHEM, FACBI
CONSULTANT BIOCHEMIST
KANJIKA01 Checked by

DR. MIR HASSAN.
DMRD, MD (PATH)
GOLD MEDALIST
CONSULTANT PATHOLOGIST

DR. SANDIPTA SURYA RAY
MBBS(CAL) MD(PATH),
DNB(PATH) M.I.A.C.
CONSULTANT PATHOLOGIST

FOR ANY ENQUIRIES : 9038086888, 9836451



PET CT



CARDIAC CT



MRI



USG



GAMMA CAMERA



CT ANGIO (A&V)



PATHOLOGY



NAME : Ms VEDIKA JAIN
AGE : 7 Yr(s) FEMALE
REQ. NO. : 01-RQ-PL-21-019074
REF. BY : Dr.UDAY SANKAR CHATTERJEE

REG. NO. : 01-21-063006
REG. DATE : 14/03/2022
REQ. DATE : 14/03/2022
REP. DATE : 14/03/2022

HAEMATOLOGY

<u>INVESTIGATION</u>	<u>RESULT</u>	<u>UNIT</u>
BT (Bleeding Time)	2-15	minute/second
CT (Clotting Time)	4-45	minute/second
<u>Prothrombin Time</u>		
Prothrombin Time	11.7	sec
Control	11.5	sec
Index	98.2	%
INR	1.02	-
Ratio	1.02	-

[Note : Incase of lack of correlation due to technical / typing error the laboratory should be informed immediately for rectification / review / resampling & re-testing etc.]

**Dr.Swapan Samanta , MD,
PGIMER(Chandigarh)**

**Dr.Rupa Rao Heejebu , MD
(Pathology)**

**Dr.Aruna Chakraborty ,
Ph.D (Biochemistry)**



NORTH CITY

North City Diagnostic Centre (Pvt.) Ltd.

35A, Canal West Road, Kolkata-700004, (Near Gouri Bari Bus Stop)

Tel : [Redacted] Fax : [Redacted] E-mail : ndc@northcitydiagnostic.com
From 7.00 a.m. To 7.00 p.m. (Mon - Sat) From 7.00 a.m. To 2.00 p.m. (Sunday)

DEPARTMENT OF LABORATORY MEDICINE

Pg.# 1 of 1



Patient Name : Vedika Jain
Age : 7years , Sex : Female
Address : Kolkata
Referred by : Dr. Uday Sankar Chatterjee

V. Id. No. : 01/22C29/279
Collection Date, Time : 29/03/22, 13:46
Receiving Date, Time : 29/03/22, 15:16
Report Date, Time : 29/03/22, 16:01

HIV (I & II)

Test-Parameter

Result

HIV (I)

NON-REACTIVE

Hiv - (II)

NON-REACTIVE

PRIMARY SAMPLE : Serum

N.B.: (1) The Results relate only to the items tested.
(2) The test report shall not be reproduced except in full, without written approval of the authority.

--- End of Report ---

DR. PROF. K. GOSWAMI
Ph.D. D.Sc. (MED BIO), FIC,
FICCE, C.CHEM, FACBI
CONSULTANT BIOCHEMIST
KANJIKA01 Checked by

DR. MIR HASSAN.
DMRD, MD (PATH)
GOLD MEDALIST
CONSULTANT PATHOLOGIST

DR. SANDIPTA SURYA RAY
MBBS(CAL) MD(PATH),
DNB(PATH) M.I.A.C.
CONSULTANT PATHOLOGIST

FOR ANY ENQUIRIES : 9038086888, 9836455193



PET CT



CARDIAC CT



MRI



USG



GAMMA CAMERA



CT ANGIO (ALL)



PATHOLOGY



**EKO DIAGNOSTIC
PATHOLOGY**
(a Unit of EKO DIAGNOSTIC PVT. LTD.)

NAME	: Ms VEDIKA JAIN	REG. NO.	: 01-21-063006
AGE	: 7 Yr(s) FEMALE	REG. DATE	: 14/03/2022
REQ. NO.	: 01-RQ-PL-21-019074	REQ. DATE	: 14/03/2022
REF. BY	: Dr.UDAY SANKAR CHATTERJEE	REP. DATE	: 14/03/2022

BIOCHEMISTRY

<u>INVESTIGATION</u>	<u>RESULT</u>	<u>UNIT</u>	<u>REFERENCE RANGE</u>
Glucose (R)	96	mg/dl	
Creatinine	0.70	mg/dl	0.5-1.5

[Note : Incase of lack of correlation due to technical / typing error the laboratory should be informed immediately for rectification / review / resampling & re-testing etc.]

Dr.Swapan Samanta , MD,
PGIMER(Chandigarh)


Dr.Rupa Rao Heejebu , MD
(Pathology)

Dr.Aruna Chakraborty ,
Ph.D (Biochemistry)

EKO NUCLEAR IMAGING CENTRE



SINCE 1980
41 YEARS AT YOUR SERVICE

UNIT OF CALCUTTA MEDICAL IMAGING INSTITUTE LTD.)
54, Jawaharlal Nehru Road, Kolkata - 700 071
E-mail : enquiry@ekoxray.com Website : www.ekoxray.com

DEPARTMENT OF NUCLEAR MEDICINE

Patient Name	: Miss VEDIKA JAIN	Reg No / Visit No	: 01-21-061443/1
Age / Sex	: 7 Yr(s) / Female	Requisition No	: 01-RQ-NM-21-004655
Ref. Doctor	: Dr. UDAY SANKAR CHATTERJEE	Requisition Date	: 14-Mar-2022
Lab No	:	Report Date	: 14-Mar-2022
Plate Despatch	: N/A	Plate Return	: N/A

GFR ESTIMATED

Left kidney	17.64 ml/minute
Right kidney	75.20 ml/minute.
Total	92.84 ml/minute (Normal 70 to 120 ml/minute).

DIFFERENTIAL FUNCTION

Left kidney	-	19.00 %
Right kidney	-	81.00 %

IMPRESSION

- 1) *The left kidney appears to be hydronephrotic with poor perfusion and features of marked cortical dysfunction. The renogram shows obstructive pattern with no significant lasix washout response.*
- 2) *The right kidney is of average size and shape with normal perfusion and normal cortical function. The renogram shows slightly prolonged washout phase. However, there is no evidence of any significant obstruction in the right kidney at this stage.*
- 3) *Differential Function -*

Left kidney	19.00 %
Right kidney	81.00 %

*Total GFR estimated 92.84 ml/minute (Normal 70 to 120 ml/minute).
Left kidney - 17.64 ml/minute; Right kidney - 75.20 ml/minute.*

Suggest clinical correlation and further investigations if indicated.

Dr. S K Sharma
MD


Dr. Nil Ratan Dey
DRM. Consultant

- WHOLE BODY BONE SCAN
- MIBI / MYOVUE SPECT
- MECKEL'S SCAN
- GALLIUM SCAN
- V Q SCAN
- LYMPHO SCINTIGRAPHY
- INFECTION IMAGING - LABELLED LEUCOCYTE SCAN
- FUSION IMAGING - SPECT-CT & SPECT-MRI
- THYROID SCAN
- MUGA
- G I BLEEDING STUDY
- PARATHYROID SCAN
- SALIVARY SCAN
- SPLENIC SEQUESTRATION SCAN
- RENOGRAM
- LIVER SCAN
- GE REFLUX STUDY
- TESTICULAR SCAN
- I-131 THERAPY
- RADIATION SYNOVECTOMY
- THALLIUM SPECT
- HIDA SCAN
- BRAIN SPECT
- MIBG SCAN
- STRONTIUM THERAPY



NORTH CITY

North City Diagnostic Centre (Pvt.) Ltd.

35A, Canal West Road, Kolkata-700004, (Near Gouri Bari Bus Stop)

Tel : [Redacted] Fax : [Redacted] E-mail : ndc@northcitydiagnostic.com
From 7.00 a.m. To 7.00 p.m. (Mon - Sat) From 7.00 a.m. To 2.00 p.m. (Sunday)

l



DEPARTMENT OF LABORATORY MEDICINE

Pg.# 1 of 1

Patient Name : Vedika Jain
Age : 7years , Sex : Female
Address : Kolkata
Referred by : Dr. Uday Sankar Chatterjee

V. Id. No. : 01/22C29/279
Collection Date, Time : 29/03/22, 13:46
Receiving Date, Time : 29/03/22, 15:16
Report Date, Time : 29/03/22, 16:02

HCV Ab

Test-Parameter

Result

Hcv Ab

NON-REACTIVE

PRIMARY SAMPLE : Serum

METHOD : IMMUNOCROMOTOGRAPHY

N.B.: (1) The Results relate only to the items tested.

(2) The test report shall not be reproduced except in full, without written approval of the authority.

--- End of Report ---

DR. PROF. K. GOSWAMI
Ph.D. D.Sc. (MED BIO), FIC,
ICCE, C.CHEM, FACBI
CONSULTANT BIOCHEMIST
ANIK01 Checked by

DR. MIR HASSAN.
DMRD, MD (PATH)
GOLD MEDALIST
CONSULTANT PATHOLOGIST

DR. SANDIPTA SURYA RAY
MBBS(CAL) MD(PATH),
DNB(PATH) M.I.A.C.
CONSULTANT PATHOLOGIST

FOR ANY ENQUIRIES : 9038086888, 9836455



PET CT



CARDIAC CT



MRI



USG



GAMMA CAMERA



CT ANGIO (ALL)



PATHOLOGY



EKO DIAGNOSTIC PATHOLOGY

(a Unit of EKO DIAGNOSTIC PVT. LTD.)

NAME	: Ms VEDIKA JAIN	REG. NO.	: 01-21-063006
AGE	: 7 Yr(s) FEMALE	REG. DATE	: 14/03/2022
REQ. NO.	: 01-RQ-PL-21-019074	REQ. DATE	: 14/03/2022
REF. BY	: Dr.UDAY SANKAR CHATTERJEE	REP. DATE	: 14/03/2022

HAEMATOLOGY

INVESTIGATION

RESULT

UNIT

Complete Haemogram (CBC)

Haemoglobin	7.9	G/dl	
Total RBC Count	4.9	millions/cu.mm	
PCV (Haematocrit)	27.4	%	
MCV	55.2	fl	
MCH	15.9	pg	
MCHC	28.8	gm/dl	
Total WBC Count	12200	/cu.mm.	
RDW	22.9	-	12.5-15.3
Platelets	7.40	lacs/cu.mm.	

Differential Leucocyte Count

Neutrophils	52	%
Lymphocytes	40	%
Monocytes	04	%
Eosinophils	04	%


ESR (Westergren Method)

ESR	35	mm/1st hr
-----	----	-----------

Blood film morphology : RBC's show moderate anisocytosis. Microcytic hypochromic anemia with neutrophilic leucocytosis and thrombocytosis

[Note : In case of lack of correlation due to technical / typing error the laboratory should be informed immediately for rectification / review / resampling & re-testing etc.]

Dr.Swapan Samanta , MD,
PGIMER(Chandigarh)


Dr.Rupa Rao Heejebu , MD
(Pathology)

Dr.Aruna Chakraborty ,
Ph.D (Biochemistry)



NAME	: Ms VEDIKA JAIN	REG. NO.	: 01-21-063006
AGE	: 7 Yr(s) FEMALE	REG. DATE	: 14/03/2022
REQ. NO.	: 01-RQ-PL-21-019074	REQ. DATE	: 14/03/2022
REF. BY	: Dr.UDAY SANKAR CHATTERJEE	REP. DATE	: 16/03/2022

MICROBIOLOGY

SOURCE / SITE : URINE
CULTURE : No Growth after 48 hours of incubation at 37 deg. centigrade.

[Note : In case of lack of correlation due to technical / typing error the laboratory should be informed immediately for rectification / review / resampling & re-testing etc.]

Dr.Swapan Samanta , MD,
PGIMER(Chandigarh)


Dr.Rupa Rao Heejebu , MD
(Pathology)

Dr.Aruna Chakraborty , Ph.D
(Biochemistry)

EKO NUCLEAR IMAGING CENTRE

(A UNIT OF CALCUTTA MEDICAL IMAGING INSTITUTE LTD.)
54, Jawaharlal Nehru Road, Kolkata - 700 071

☎ : 91 [REDACTED] | Fax : [REDACTED]
E-mail : enquiry@ekoxray.com Website : www.ekoxray.com


SINCE 1
41 YEARS AT YOU

DEPARTMENT OF NUCLEAR MEDICINE

Patient Name	: Miss VEDIKA JAIN	Reg No / Visit No	: 01-21-061443/1
Age / Sex	: 7 Yr(s) / Female	Requisition No	: 01-RQ-NM-21-004655
Ref. Doctor	: Dr. UDAY SANKAR CHATTERJEE	Requisition Date	: 14-Mar-2022
Lab No	:	Report Date	: 14-Mar-2022
Plate Despatch	: N/A	Plate Return	: N/A

RADIONUCLIDE RENOGRAM

RADIOTRACER - 99m Tc - DTPA

DOSE - 130.0 MBq.

PERFUSION IMAGES (2 sec/fr.)

The left kidney shows poor perfusion.

The right kidney is promptly and adequately perfused.

SEQUENTIAL IMAGES (1 minute/fr.)

The left kidney appears to be hydronephrotic with poor and patchy cortical built-up of radiotracer. No significant washout of radiotracer is visualized even after injection lasix.

The right kidney is of average size and shape with normal cortical built-up of radiotracer. The washout of radiotracer is slightly prolonged but completed after injection lasix.

The urinary bladder shows normal built-up of radiotracer. The post void image does not show any significant amount of residual urine in the urinary bladder.

RENOGRAM CURVES

The renogram curve of the left kidney shows features of marked cortical dysfunction and obstructive pattern with no significant lasix washout response.

The renogram curve of the right kidney shows slightly prolonged washout phase with excellent lasix washout response.

- WHOLE BODY BONE SCAN
- MIBI / MYOVUE SPECT
- MECKEL'S SCAN
- GALLIUM SCAN
- V Q SCAN
- LYMPHO SCINTIGRAPHY
- INFECTION IMAGING - LABELLED LEUCOCYTE SCAN
- FUSION IMAGING - SPECT-CT & SPECT-MRI
- THYROID SCAN
- MUGA
- G I BLEEDING STUDY
- PARATHYROID SCAN
- SALIVARY SCAN
- SPLENIC SEQUESTRATION SCAN
- RENOGAM
- LIVER SCAN
- GE REFLUX STUDY
- TESTICULAR SCAN
- I-131 THERAPY
- RADIATION SYNOVECTOMY
- THALLIUM SPECT
- HIDA SCAN
- BRAIN SPECT
- MIBG SCAN
- STRONTIUM THERAPY

आयकर विभाग
INCOME TAX DEPARTMENT



भारत सरकार
GOVT. OF INDIA

GOURAV JAIN

SUDIP JAIN



Permanent Account Number



Signature





सत्यमेव जयते

भारत सरकार
GOVERNMENT OF INDIA



आधार



Gourav Jain


Date Of Birth / DOB : 21/10/1986

Male / MALE

VID

आधार - आम आदमी का अधिकार

Download Date: 10/06/2021




भारतीय विशिष्ट पहचान प्राधिकरण
INDIAN IDENTIFICATION AUTHORITY OF INDIA



Address

7/2 BRINDABAN PAL LANE
Baghbazar S.O Kolkata West Bengal -
700003



1947



help@uidai.gov.in



www.uidai.gov.in



भारत सरकार

Government of India



Vedika Jain

Date of Birth/DOB: 12/07/2015

Female/ FEMALE

Issue Date: 12/07/2021

Download Date: 07/08/2021

मेरा आधार, मेरी पहचान




भारतीय विशिष्ट पहचान प्राधिकरण

Unique Identification Authority of India



Address:

C/O: Gourav Jain, 7/2, Brindaban Pal Lane,
Baghbazar, Kolkata,
West Bengal - 700003



1947



help@uidai.gov.in



www.uidai.gov.in

To,

The care promise welfare Society
Delhi.

Sub: Financial Help requirement.

Dear Sir/Madam

In reference to the above subject matter, I request to your good office to provide me financial assistance for my daughter operation, as she need to undergo a kidney operation on an urgent basis.

I am enclosing all the necessary documents, Doctor prescription, test reports etc along with my bank details for your necessary actions and records.

Hope your good office accept my application and release some funds for my daughter operation. Expecting a positive reply from your end as soon as possible.

Thanking you.

Yours faithfully
GOURAV JAIN.



NORTH CITY

North City Diagnostic Centre (Pvt.) Ltd.

35A, Canal West Road, Kolkata-700004, (Near Gouri Bari Bus Stop)

Tel : (033)6605 0888/0800, 2554 6221/6225, Fax : (033)6605 0802, E-mail : ndc@northcitydiagnostic.com
From 7.00 a.m. To 7.00 p.m. (Mon - Sat) From 7.00 a.m. To 2.00 p.m. (Sunday)

DEPARTMENT OF LABORATORY MEDICINE

Pg.# 1 of 1



Patient Name : Vedika Jain
Age : 7years , Sex : Female
Address : Kolkata
Referred by : Dr. Uday Sankar Chatterjee

V. Id. No. : 01/22C29/279
Collection Date, Time : 29/03/22, 13:46
Receiving Date, Time : 29/03/22, 15:16
Report Date, Time : 29/03/22, 16:01

HIV (I & II)

Test-Parameter

Result

HIV (I)

NON-REACTIVE

Hiv - (II)

NON-REACTIVE

PRIMARY SAMPLE : Serum

N.B.: (1) The Results relate only to the items tested.
(2) The test report shall not be reproduced except in full, without written approval of the authority.

--- End of Report ---

DR. PROF. K. GOSWAMI
Ph.D. D.Sc. (MED BIO), FIC,
FICCE, C.CHEM, FACBI
CONSULTANT BIOCHEMIST
KANJIKA01 Checked by

DR. MIR HASSAN.
DMRD, MD (PATH)
GOLD MEDALIST
CONSULTANT PATHOLOGIST

DR. SANDIPTA SURYA RAY
MBBS(CAL) MD(PATH),
DNB(PATH) M.I.A.C.
CONSULTANT PATHOLOGIST

FOR ANY ENQUIRIES : 9038086888, 9836455193



PET CT



CARDIAC CT



MRI



USG



GAMMA CAMERA



CT ANGIO (ALL)



PATHOLOGY

DEPARTMENT OF PATHOLOGY


Patient Name	: Ms VEDIKA JAIN	Reg No / Visit No	: 01-21-063006/1
Age / Sex	: 7 Yr(s) / Female	Requisition No	: 01-RQ-PL-21-019074
Ref. Doctor	: Dr. UDAY SANKAR CHATTERJEE	Requisition Date	: 14-Mar-2022
Lab No	:	Report Date	: 14-Mar-2022

URINE ROUTINE EXAMINATION

<u>INVESTIGATION</u>	<u>RESULT</u>
QUANTITY	50 ml
COLOUR	Pale Straw
APPEARANCE	Slightly hazy
SPECIFIC GRAVITY	1.015
<u>CHEMICAL EXAMINATION</u>	
REACTION	Acidic
ALBUMIN	Not Detected
SUGAR	Not Detected
KETONES	Not Detected
BILIRUBIN	Not Detected
BILE SALT	Not Detected
UROBILINOGEN	Normal
OCCULT BLOOD	Not Detected
<u>MICROSCOPICAL EXAMINATION</u>	
PUS CELLS	1-2/h.p.f
RBC	Not Detected
EPITHELIAL CELLS	Occasional
CRYSTALS	Not Detected
CASTS	Not Detected

Note : In case of lack of correlation due to technical / typing error the laboratory should be informed immediately for rectification / review / re-sampling & re-testing etc.

Dr. Swapan Samanta
MD, PGIMER(Chandigarh)


Dr. Rupa Rao Heejebu
MD (Pathology)

Dr. Aruna Chakraborty
Ph.D (Biochemistry)



NORTH CITY

North City Diagnostic Centre (Pvt.) Ltd.

35A, Canal West Road, Kolkata-700004, (Near Gouri Bari Bus Stop)
Tel : (033)6605 0888/0800, 2554 6221/6225, Fax : (033)6605 0802, E-mail : ndc@northcitydiagnostic.com
From 7.00 a.m. To 7.00 p.m. (Mon - Sat) From 7.00 a.m. To 2.00 p.m. (Sunday)

l



DEPARTMENT OF LABORATORY MEDICINE

Pg.# 1 of 1

Patient Name : Vedika Jain
Age : 7years , Sex : Female
Address : Kolkata
Referred by : Dr. Uday Sankar Chatterjee

V. Id. No. : 01/22C29/279
Collection Date, Time : 29/03/22, 13:46
Receiving Date, Time : 29/03/22, 15:16
Report Date, Time : 29/03/22, 16:02

HCV Ab

Test-Parameter

Result

Hcv Ab

NON-REACTIVE

PRIMARY SAMPLE : Serum

METHOD : IMMUNOCROMOTOGRAPHY

N.B.: (1) The Results relate only to the items tested.

(2) The test report shall not be reproduced except in full, without written approval of the authority.

--- End of Report ---

DR. PROF. K. GOSWAMI
Ph.D, D.Sc. (MED BIO), FIC,
FICCE, C.CHEM, FACBI
CONSULTANT BIOCHEMIST
CANIKA01 Checked by

DR. MIR HASSAN.
DMRD, MD (PATH)
GOLD MEDALIST
CONSULTANT PATHOLOGIST

DR. SANDIPTA SURYA RAY
MBBS(CAL) MD(PATH),
DNB(PATH) M.I.A.C.
CONSULTANT PATHOLOGIST

FOR ANY ENQUIRIES : 9038086888, 983645519



PET CT



CARDIAC CT



MRI



USG



GAMMA CAMERA



CT ANGIO (ALL)



PATHOLOGY



Park Lab



HAEMATOLOGY

NAME : Vedika Jain
AGE/SEX : 7 Yr(s) FEMALE
REQ. NO. : 01-DIRQ-PCL-PL-22-000384
Consultant : Dr. Udaysankar Chatterjee
REF. BY : Dr. Udaysankar Chatterjee

REG NO./VISIT NO : 01-22-000417/1
REQ. DATE : 10-Apr-2022
REPT. DATE : 11-Apr-2022
BED : 253
PASSPORT NO. :


IPD

<u>INVESTIGATION</u>	<u>RESULT</u>	<u>UNIT</u>	<u>REFERENCE RANGE</u>
Haemoglobin, Blood	8.0	gm/dl	10.9-14.5 gm/dl

Dr. Sandip Kumar
Batabyal
Ph.D (Biochem, Cal),
FICS, FIC (India), FCAAI
(Delhi)
Consultant Biochemist

Dr. Uttara Chatterjee
MD(AIIMS), DRC
Path(London)
Consultant Pathologist

Dr. Poulami Mukherjee
M.D(Microbiology)
Consultant Microbiologist


Dr. (Brig) Manojit Ganguli
DCP (PUNE) MD (Path &
Bact)
Consultant Pathologist

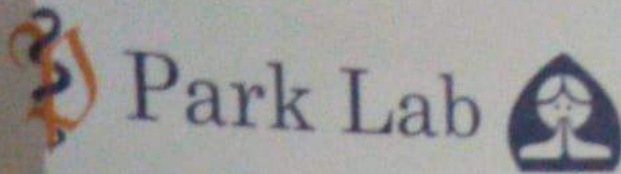
P. S. S.

4, Gorky Terrace, Kolkata - 700 017

P: 2280 1986/1987, 89610 16952 (Direct), 9674821170, 033 - 40199000 (Extn 124)
F: 91 033 2280 1807

E: parklab.kolkata@gmail.com

Reports relate only to Sample Submitted



HAEMATOLOGY

Name	: Vedika Jain	Reg No / Visit No	: 01-22-00041711
Age / Sex	: 7 Years / Female	Requisition Date	: 10-Apr-2022
Requisition No	: 01-DIRQ-PCL-PL-22-000384	Report Date	: 11-Apr-2022
Ref. By	: Dr. Udaysankar Chatterjee	Passport No.	:
Id Proof No.	:	BED	: 293

REPORT ON THE BLOOD GROUP EXAMINATION

Blood Group (ABO) : " B "

Blood Group (Rh Factor) : " POSITIVE "

(Need cross matching & verification before transfusion)

Dr. Sandip Kumar Batabyal
Ph.D (Biochem, Cal), FICS, FIC
(India), FCAA (Delhi)
Consultant Biochemist

Dr. Ujjara Chatterjee
MD(AISMLDRC Path)(London)
Consultant Pathologist

Dr. Poulami Mukherjee
M.D(Microbiology)
Consultant Microbiologist

Dr. (Sri) Manoj
DCP (PUNE) W
Consultant Pat

4, Gokhy Terrace, Kolk
P. 2280 1986/1987, 89610 16952 (Direct), 9674821170, 033 - 4019906
F. 91 03

P. 2 5

E: parklab.kolkata



Park Lab



BIOCHEMISTRY

NAME : Vedika Jain
 AGE/SEX : 7 YRS FEMALE
 REQ. NO. : D1-DIRQ-PCF-PL-22-000460
 Consultant : Dr. Udayanagar Chatterjee
 REF. BY : Dr. Udayanagar Chatterjee

REQ. NO./VINEY NO. : 01-02-000460
 REQ. DATE : 13-Apr-2022
 REPT. DATE : 13-Apr-2022
 REQ. : 283
 PASSPORT NO. :

IPB

INVESTIGATION	RESULT	UNIT	REFERENCE RANGE
Sodium	140	mmol/l	136-145 mmol/l
Potassium	4.2	mmol/l	3.4-4.7 mmol/l

Dr. Sandip Kumar
 Batabyal
 Ph.D (Biochem, Cal),
 ICS, FEC (India), FCAAJ
 Delhi)
 Consultant Biochemist

Dr. Uttara Chatterjee
 MD(AIIMS), DRC
 Path(London)
 Consultant Pathologist

Dr. Poulami Mukherjee
 M.D(Microbiology)
 Consultant Microbiologist

Dr. Shrig/Maragati Ganguli
 DCP (PUNE) MB (Path &
 Bact)
 Consultant Pathologist

P. S. S.

A, Gorky Terrace, Kolkata - 700 017

P: 2280 1985/1987, 89610 18952 (Direct), 9674821170, 033 - 401-99000 (Toll 124)

F: 91 933 2280 1807

E: parklab.kolkata@gmail.com

Reports relate only to Sample Submitted



Park Lab



HAEMATOLOGY

NAME : Vedika Jain
AGE/SEX : 7 Yr(s) FEMALE
REQ. NO. : 01-DIRQ-PCL-PL-22-000468
Consultant : Dr. Udaysankar Chatterjee
REF. BY : Dr. Udaysankar Chatterjee

REG NO/VISIT NO : 01-22-000417/1
REQ. DATE : 12-Apr-2022
REPT. DATE : 13-Apr-2022
BED : 253
PASSPORT NO. :

IPD

INVESTIGATION	RESULT	UNIT	REFERENCE RANGE
Haemoglobin, Blood	7.4	gm/dl	10.9-14.5 gm/dl

Sandip Kumar
M.D (Biochem, Cal),
FIC (India), FCAAI
(Ih)
Consultant Biochemist

Dr. Uttara Chatterjee
MD(AIIMS), DRC
Path(London)
Consultant Pathologist

Dr. Poulami Mukherjee
M.D(Microbiology)
Consultant Microbiologist

Dr. (Brig) Manojit Ganguly
DCP (PUNE) MD (Path &
Bact)
Consultant Pathologist

P.B. : S. S.

4, Gorky Terrace, Kolkata - 700

P: 2280 1986/1987, 89610 16952 (Direct), 9674821170, 033 - 40199000 (Extn 1)
F: 91 033 2280 1

E: parklab.kolkata@gmail.com

Reports relate only to Sample Submitted

